

# SHELTON | 111

BACK: LOOSE BOXED PILLOW WITH BLIND TUFTED

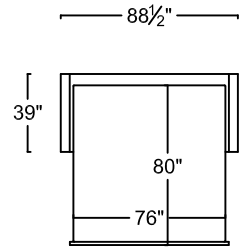
SEAT: LOOSE BOXED CUSHION

SLEEPER OPS 3 / SLEEP SURRENDER:  
HIGH DENSITY AND MEMORY FOAM  
SOLID MATTRESS, WITH WOOD  
DECKING

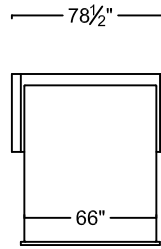
LEGS: WOOD TAPERED

AVAILABLE WOOD FINISHES:

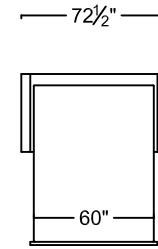
- NATURAL
- WALNUT
- JAVA
- COFFEE BEAN
- BLACK
- ASH



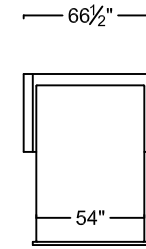
KING SOFA SLEEPER  
L378-111K-1 (LEATHER)  
F378-111K-1 (FABRIC)



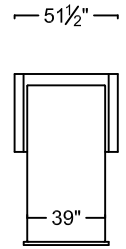
QUEEN PLUS SOFA SLEEPER  
L378-111P-1 (LEATHER)  
F378-111P-1 (FABRIC)



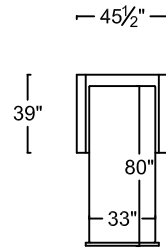
QUEEN SOFA SLEEPER  
L378-111Q-1 (LEATHER)  
F378-111Q-1 (FABRIC)



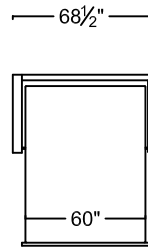
FULL SOFA SLEEPER  
L378-111F-1 (LEATHER)  
F378-111F-1 (FABRIC)



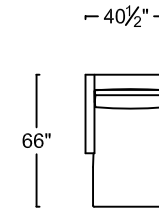
TWIN CHAIR SLEEPER  
L327-111T-1 (LEATHER)  
F327-111T-1 (FABRIC)



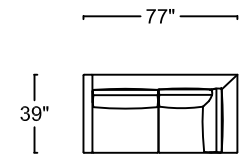
COT CHAIR SLEEPER  
L318-111C-1 LEATHER  
F318-111C-1 FABRIC



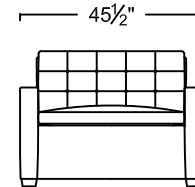
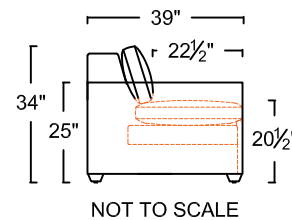
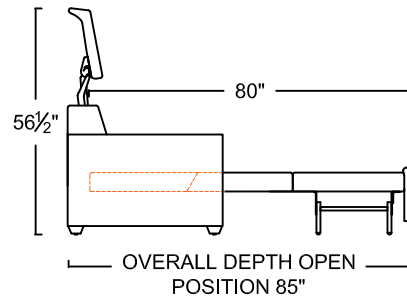
ONE ARM QUEEN SOFA SLEEPER  
\*SHOWING AS LEFT  
L378-111QL-1 (LEATHER LEFT ARM)  
F378-111QL-1 (FABRIC LEFT ARM)  
L378-111QR-1 (LEATHER RIGHT ARM)  
F378-111QR-1 (FABRIC RIGHT ARM)



ONE ARM CHAISE  
\*SHOWING AS LEFT  
L146-111L-1 (LEATHER LEFT ARM)  
F146-111L-1 (FABRIC LEFT ARM)  
L146-111R-1 (LEATHER RIGHT ARM)  
F146-111R-1 (FABRIC RIGHT ARM)



ONE ARM SOFA WITH RETURN  
\*SHOWING AS LEFT  
L183-111L-1 (LEATHER LEFT ARM)  
F183-111L-1 (FABRIC LEFT ARM)  
L183-111R-1 (LEATHER RIGHT ARM)  
F183-111R-1 (FABRIC RIGHT ARM)



SCALE: 1/8" = 1'-0". L OR R REFER TO LEFT- OR RIGHT- FACING, AS DETERMINED BY FACING THE PIECE.

BEYOND SEATING RESERVES THE RIGHT TO CHANGE DIMENSIONS AND PRODUCTS OFFERED. A MORE RECENT SCHEMATIC MAY BE AVAILABLE FOR THIS COLLECTION. TO SEE THE MOST CURRENT SCHEMATIC AVAILABLE, VISIT [WWW.BEYONDSEATING.COM](http://WWW.BEYONDSEATING.COM).

THIS SCHEMATIC IS CURRENT AS OF 08/2017